

Features

- 720Watts peak pulse power ($t_p = 8/20\mu s$)
- Unidirectional configurations
- Solid-state silicon-avalanche technology
- Low clamping voltage
- Low leakage current
- Protection one data/power line to:
- IEC 61000-4-2 $\pm 30kV$ contact $\pm 30kV$ air
- IEC 61000-4-4 (EFT) 40A (5/50ns)
- IEC 61000-4-5 (Lightning) 52A (8/20 μs)



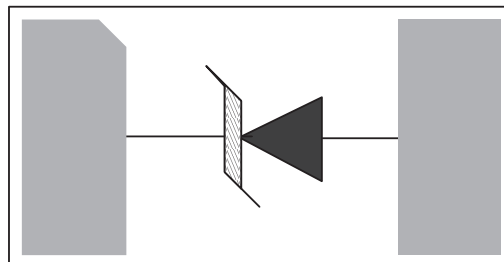
Applications

- Microprocessor based equipment
- Personal Digital Assistants (PDA's)
- Notebooks, Desktops, and Servers
- Portable Instrumentation

Mechanical Data

- DFN1006 package
- Molding compound flammability rating: UL 94V-0
- Packaging: Tape and Reel
- RoHS/WEEE Compliant

Schematic & PIN Configuration



DFN1006



Absolute Maximum Rating

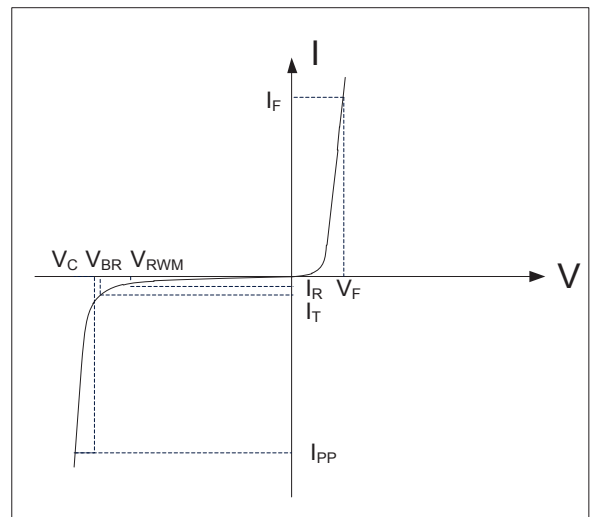
Rating	Symbol	Value	Units
Peak Pulse Power ($t_p=8/20\mu s$)	P_{PP}	720	Watts
Peak Pulse Current ($t_p=8/20\mu s$) (note1)	I_{PP}	52	A
ESD per IEC 61000-4-2 (Air) ESD per IEC 61000-4-2 (Contact)	V_{ESD}	30 30	kV
Lead Soldering Temperature	T_L	260(10seconds)	°C
Junction Temperature	T_J	-55 to + 125	°C
Storage Temperature	T_{stg}	-55 to + 125	°C

Electrical Characteristics

Parameter	Symbol	Conditions	Min	Typical	Max	Units
Reverse Stand-Off Voltage	V_{RWM}				6.3	V
Reverse Breakdown Voltage	V_{BR}	$I_T=1mA$	6.8			V
Reverse Leakage Current	I_R	$V_{RWM}=6.3V, T=25^\circ C$			1	μA
Peak Pulse Current	I_{PP}	$t_p=8/20\mu s$		52		A
Clamping Voltage	V_C	$I_{PP}=52A, t_p=8/20\mu s$		14		V
Junction Capacitance	C_j	$V_R=0V, f=1MHz$		450		pF

Electrical Parameters (TA = 25°C unless otherwise noted)

Symbol	Parameter
I_{PP}	Maximum Reverse Peak Pulse Current
V_C	Clamping Voltage @ I_{PP}
V_{RWM}	Working Peak Reverse Voltage
I_R	Maximum Reverse Leakage Current @ V_{RWM}
V_{BR}	Breakdown Voltage @ I_T
I_T	Test Current



Note: 8/20 μs pulse waveform.



Typical Characteristic

Figure 1: Peak Pulse Power vs. Pulse Time

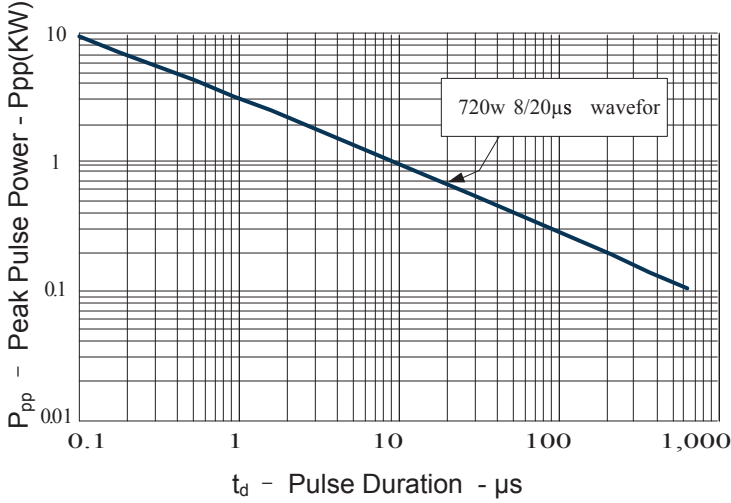


Figure 2: Power Derating Curve

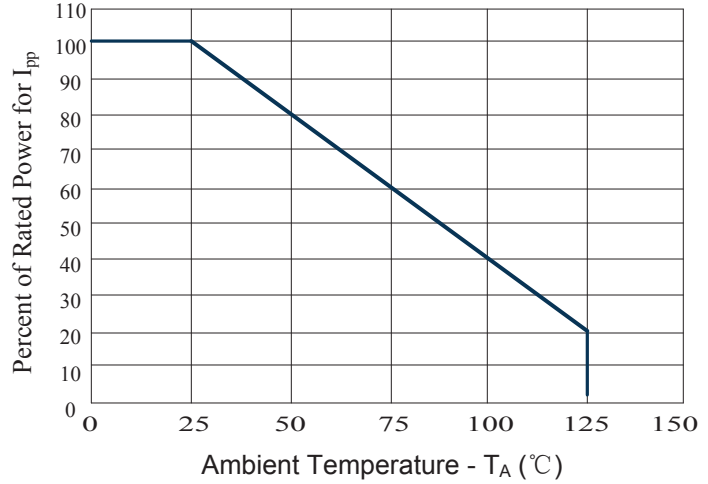


Figure3: Pulse Waveform

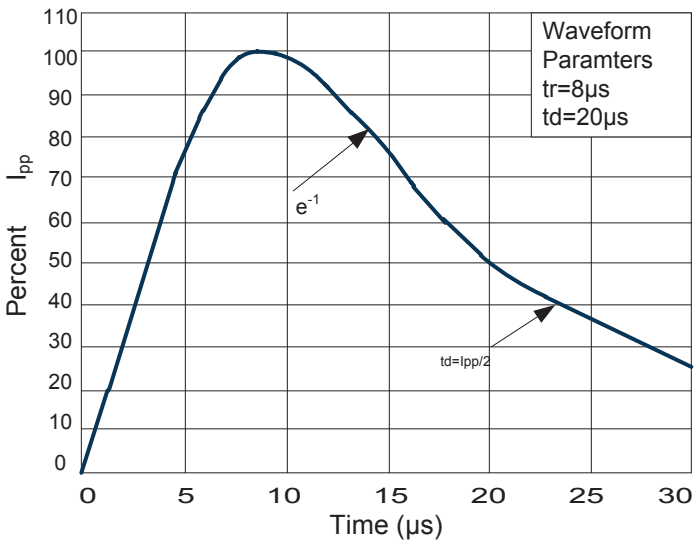
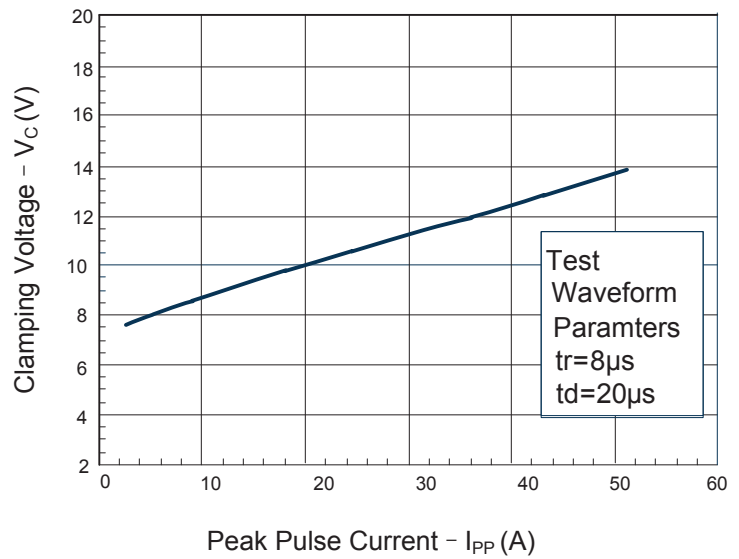
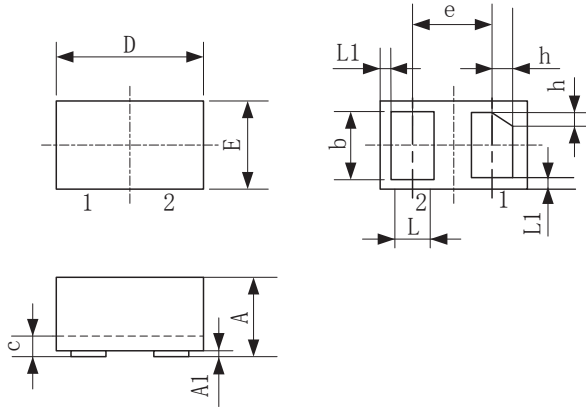


Figure 4: Clamping Voltage vs. I_pp



Outline Drawing – DFN1006


SYMBOL	MILLIMETER		
	MIN	NOM	MAX
A	0.40	0.45	0.55
A1	0	0.02	0.05
b	0.45	0.50	0.55
c	0.12	0.15	0.18
D	0.95	1.00	1.05
e	0.65BSC		
E	0.55	0.60	0.65
L	0.20	0.25	0.30
L1	0.05REF		
h	0.07	0.12	0.17
载体尺寸 (MIL)	20*20		

Marking

Ordering information

Order code	Package	Base qty	Delivery mode
RLSD92Q0631VH	DFN1006	10k	Tape and reel

